




# PROLAMSA

# SHEET



SHEET 4'								
Description	Width (ft)	Length (ft)	Steel Type	Gauge (nominal)	Thickness (in)	Lb / pc	Pc / bundle	Lb / bundle
4X8	4	8	CR	22	0.0299	39.07	60	2,344
				20	0.0359	46.89	50	2,345
				18	0.0478	64.00	50	3,200
				16	0.0598	80.05	40	3,202
			HR	16	0.0598	80.05	40	3,202
				14	0.0747	101.90	40	4,076
4X10	4	10	CR	22	0.0299	48.83	50	2,442
				20	0.0359	58.62	40	2,345
				18	0.0478	78.11	40	3,124
				16	0.0598	100.07	40	4,003
			HR	16	0.0598	100.07	40	4,003
				14	0.0747	127.36	30	3,821
				12	0.1046	177.98	20	3,560
				11	0.1196	195.29	20	3,906
			10	0.1345	219.62	15	3,294	

CR - Cold Rolled  
HR - Hot Rolled

• Theoretical Weights